

Some words of advice from our current Year 7:

Your first day:





The canteen:



Where do you get food?



You get food in E block which is where ICT is. There are 2 sides to the canteen - 1 is the main food for the day and 2 is the fast food including pizza, hot dogs, jacket potato etc. There is also a place for packed lunch which is a separate room if you don't know where that is then ask a teacher.



Canteen



In the canteen instead of using money you use your fingerprints as your identification for your lunch so you don't need to bring any money to school.

Classrooms/Canteen

These both work very easily at break time you will go to the canteen and get some food for yourself but if you don't want to you can bring your own food in and wait outside. It's really easy before you go into your classroom if there is a teacher inside you can go inside but if there is not you are not allowed and must wait for your teacher to arrive.



What you need to bring to school:

What stationery you need to bring

- . pens
- .pencil and rubber
- .ruler
- . glue
- .scissors
- .coloring pencils
- . green,red maybe purple pen to mark.
- .calculator

Equipment

- You need a ruler
- A couple pencils
- A few pens
- Coloured pens
- Highlighters
- Protractors a pair of compasses
- Rubber
- Bag
- Coat
- P.E kit
- Books for work
- Something to keep your things dry
- glue stick
- You will not be given any equipment from the teachers
- Time table



Equipment

At all times you will need a:

~pencil case that includes a pen, pencil, ruler, and some highlighters.

~Bag

~A timetable

~ Your best behaviour.



Equipment

In school you need pencil case black or blue pens you will also need a ruler , pencils , a rubber , and lots of colourful pens,highlighter,calculator,a glue stick.



Teachers and homework:

Are the teachers scary?

No definitely not. They are all nice but some are strict. I always heard that all the teachers were scary but they are really nice.



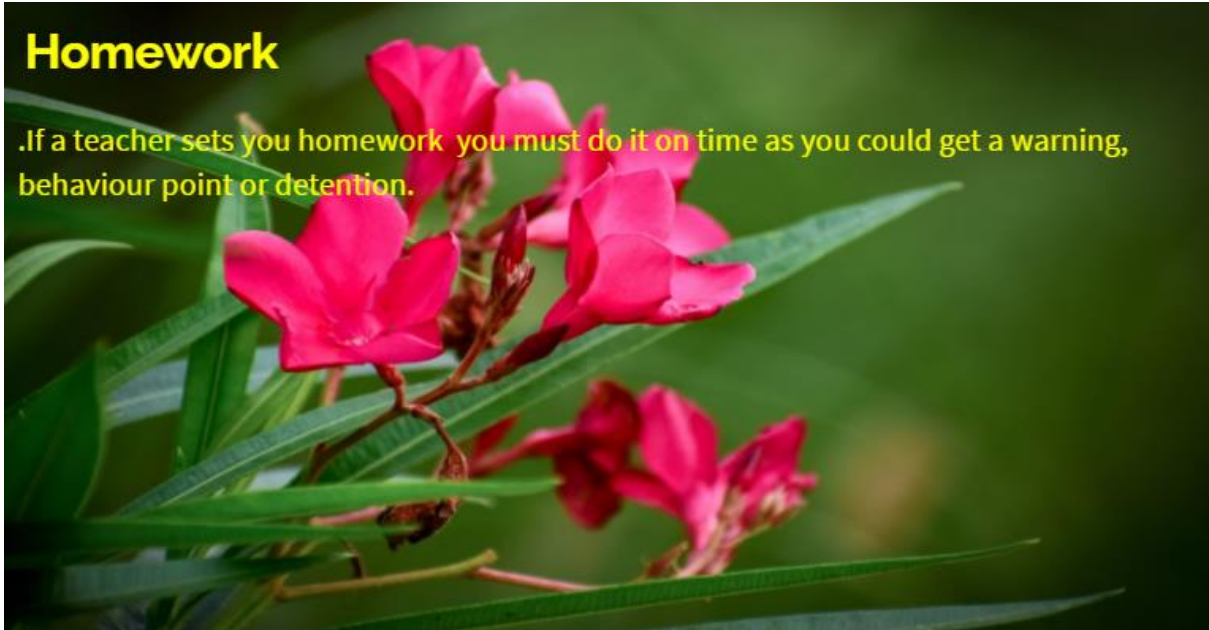
Homework and remembering work

You might get given a fair bit of homework so you NEED to bring it in on time and remember your books as you will take them home and you will have to bring them back again.



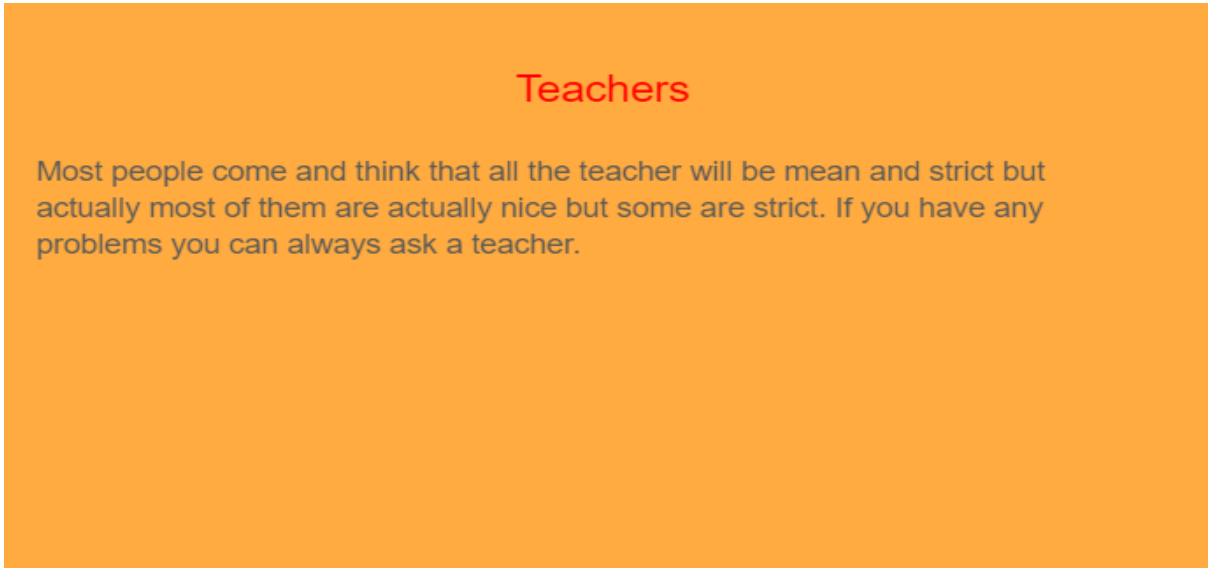
Homework

.If a teacher sets you homework you must do it on time as you could get a warning, behaviour point or detention.




Teachers

Most people come and think that all the teacher will be mean and strict but actually most of them are actually nice but some are strict. If you have any problems you can always ask a teacher.



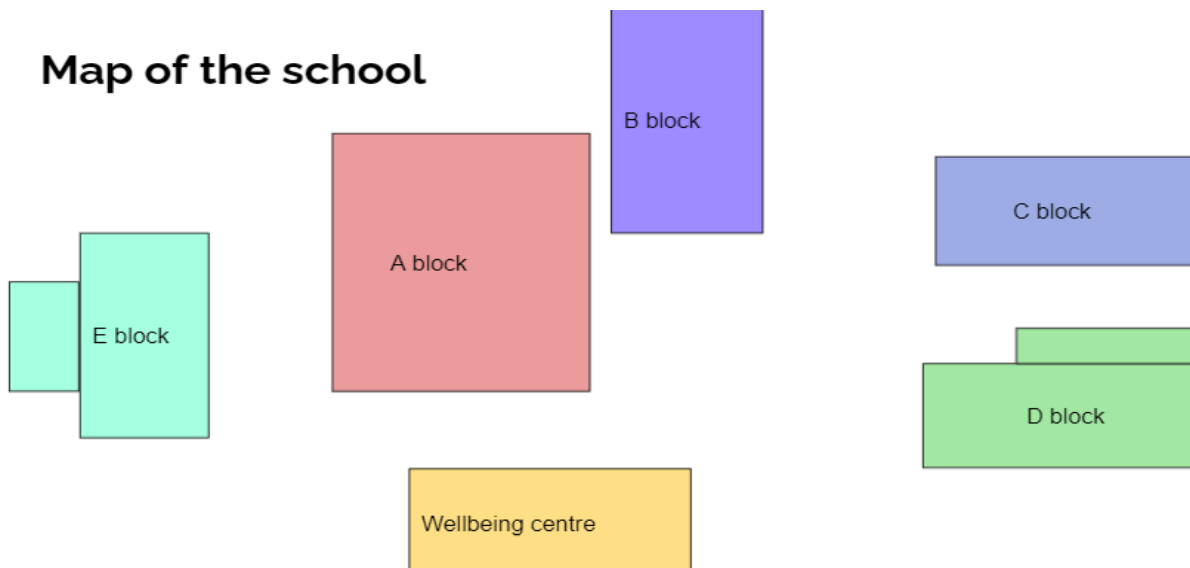
homework



Your teachers will give you homework and you must get it done in time for the due date of it. If you repeatedly forget, you will get a behaviour point or detention.

Finding your way around:

Map of the school



Layout of the school

There are five blocks in school A block where you will learn EP(ethics and philosophy)History and science(All on second floor)Music,the sports hall and DT(All on first floor)and English on the third floor.In A block when you enter you will start on the second floor.The liberty is also in A block it is on the second and third floors

In B block you will learn languages such as welsh and french.

In C block you will learn Maths,Geography and Geology.

In D block you will learn art .

In E block you will learn ICT the canteen is also in E block.

Toilets are located on the first and second floor of A block next to the main stairs and next to DT.

You shouldn't be afraid to ask others where your class is.

Learning the blocks and classroom locations



For example, A3D would be in A block "A"on the third floor "3" and in the "D" classroom and another example would be "E2G" so "E" for E block "2" for second floor and "G" for G classroom. As well as the breaks are in the yard and in the canteen in E block .



How to read your timetables

First work out what class you are like B2B or A1C and then you can work out your teacher by the three letters at the bottom of the sheet and finally at the top of each box there is the subject that you are doing

Time Table

In your first lesson you will receive a timetable to navigate around the school and to your lesson. Make sure you know what week it is or you might bring in the wrong books! Also, it is recommended that you pack the night before school so you pack the right books.

The timetable

The timetable has two weeks on it, here is an example of a lesson on the timetable

Each box will tell you the subject, teacher and room

MATHEMATICS
(Teacher)
C2A

Maths is the subject

You are in C2A

How to Find your classroom

A2A

The first letter is the block

The number is what floor you are on

The last letter is what room you are in

Where to go when you need help:

The wellbeing and achievement team

If you have any problems in school you can go to the wellbeing centre which is by the art block. Lots of people always go there if they have any problems especially year sevens because they could be worried for what's coming. I have had some problems so I went to the wellbeing centre and it helped me a lot!



Who to go to when needing help

. Go to the Wellbeing Centre if you need any help - if you feel ill, have a problem with friends, family problems or anything else. The people that you can talk to are:

- . Mrs Ingram
- . Mr Davies
- . Mrs Bedford
- . Mr Lewis



What do you do if you feel bad?

If you feel ill or sad or if you are hurt then you should go to the health and wellbeing centre. They can help if you've lost something to or if you need something like a tie. If you are getting bullied also come here and they will sort it out

Who do I see if I have a worry or a concern?

If you have any worries or concerns or if somebody is bullying you, you should go to the wellbeing centre which is located by the memorial garden and there should be people there to help you.



What do you do if you don't feel great

If you don't feel great whether it's sickness or mental health issues go to the wellbeing centre and they will help.



Wellbeing and anti bullying.

Your wellbeing is the most important thing the school cares about.

The wellbeing centre is the most welcoming place in school and there are loads of people to help you out such as Mrs Ingram, Mr Davies and Mrs Bedford. If you get bullied that's the best place to go and your worries will go.



Wellbeing



You will have teachers who you can go to for help. These teachers are called your achievement team. You will have a head of year, a head of achievement and an achievement assistant called Mrs Bedford. All three of these teachers can help you in anything you need help with throughout the year. You can always find one of them in the wellbeing centre, a new building situated in between E block and D block. You can just knock on the door if you have a problem with anything, whether you've lost something or if you're being bullied, they will always help.

Where to go if you have a worry

- ❖ You can go to Mrs Ingram, Mrs Bedford and Mr Davies.
- ❖ You can find them in the Wellbeing Centre and you can just talk to them about anything. If your mum or dad wants to speak to one of the teachers then all they have to do is ring the school and tell them what's wrong and the teachers will try and sort it.
- ❖ If you get told off in school your Head of Year will be informed and if you do something really bad you can get a behaviour point and if you get too many of them you might get a detention and then you will have a phone call home.

Anti bullying

If you are being bullied you can go to Mrs Bedford, Mrs Ingram or Mr Davies

So go to them when you feel sad or being bullied

School rules:



- You must try your hardest in all the subjects you do. It could be maths, English or art this is important to do because the rest of your future could be based on this.
- You must be kind and try your best not to hurt people physically or mentally. If you do this there will be consequences eg. getting a behaviour point or detention. Behaviour points lead up to something like a punishment detention
- You must show respect to the teachers and staff by calling them sir or miss.



Things you need to know!



1)you must know how to read your timetable otherwise you won't know what classes to go to!

2)you need to know how to tie a tie if you don't know how to ask your guardians to help you(there might be some youtube videos to help)

4)please do your homework

5)Don't not listen to teachers or show off in front of your friends because it does not make you cool

Uniform:

Dress code



SIXTH FORM GIRL
- SKIRT
(Years 12-13)

Sixth Form tie

Black skirt
(tailored, hem just above the knee)

Black shoes

Black tights

KS3/4 GIRL
- SKIRT
(Years 7-11)

White shirt

School (KS3/4) jumper

Black skirt
(tailored, hem just above the knee)

Black shoes

Black tights

- Plain black shoes/trainers with no coloured logos
- You must wear a tie
- You must wear a plain white shirt
- You must wear the school jumper
- If you are wearing skirt and tights, your skirt must not be more than 5 cm above the knee. It must not be too tight.

PE kit

For PE kit, you must wear a black t-shirt with the school logo, and black shorts/trousers/skort/leggings. You must also bring separate trainers, even if you already wearing trainers as your school shoes. These do not have to be black.